


These presentations were developed by the respective presenter(s), and the findings, interpretations, and conclusions contained or expressed with them do not necessarily reflect the views of BD. To the extent these presentations relate to specific products, such products should always be used in accordance with the relevant instructions for use and other product documentation. This content should not be copied or distributed without the consent of the copyright holder. For further information, please contact: GMB-EU-MDS@bd.com



MACOVA 2020

Multidisciplinary Advanced Course
on Vascular Access



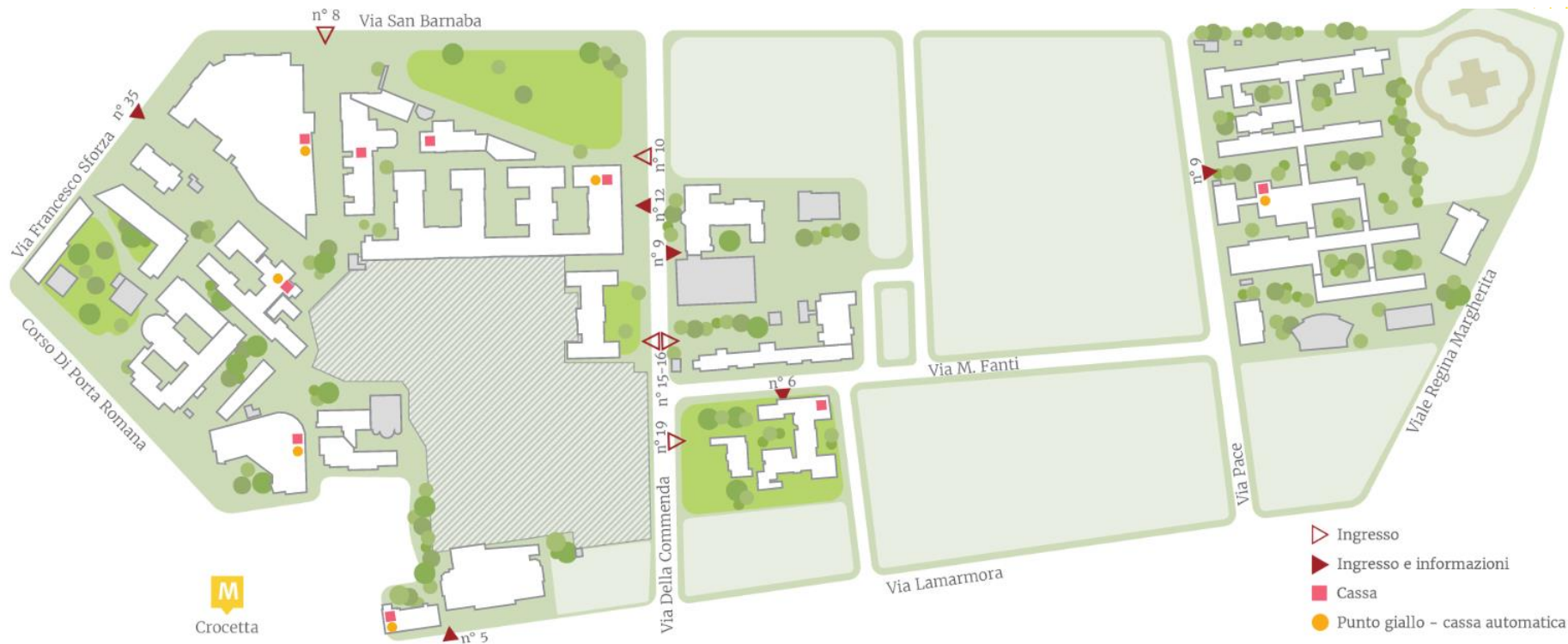


**Methodology to evaluate
clinical practice vs guidelines.
Experience and publication
from Policlinic “Ca’ Granda”
Milan**

Dr Alessandro Galazzi

Policlinico "Cà Granda"

MACOVA 2020



900*

posti letto

36

mila

ricoveri
ordinari

44

mila

Attività diurne
DH/MAC/BIC

24

mila

interventi
chirurgici

109

mila

accessi in
Pronto Soccorso



Comparto area
tecnico sanitaria

17%

Comparto
area infermieristica

35,5%

Dirigenza medica

17%

Collaboratori

12,7%

Comparto area
amministrativa

8,5%

Comparto area tecnico
e professionale

4%

Personale Universitario
e convenzionato

2,6%

Dirigenza sanitaria

2%

Dirigenza area prof.le, tecnica
e amministrativa

0,7%

Comparto area infermieristica	1458
Dirigenza sanitaria	88
Dirigenza medica	705
Comparto area amministrativa	350
Dirigenza area prof.le, tecnica e amministrativa	21
Comparto area tecnico e professionale	158
Comparto area tecnico sanitaria	709
Personale Universitario convenzionato	100
Collaboratori	526
Totale	4115

Policlinico “Cà Granda”

- Perception of a problem about vascular access management
- Cannulas consumption
- Rate of early or accidental removals

ALERT



Map the processes: what solution?



Sistema Socio Sanitario



NEED

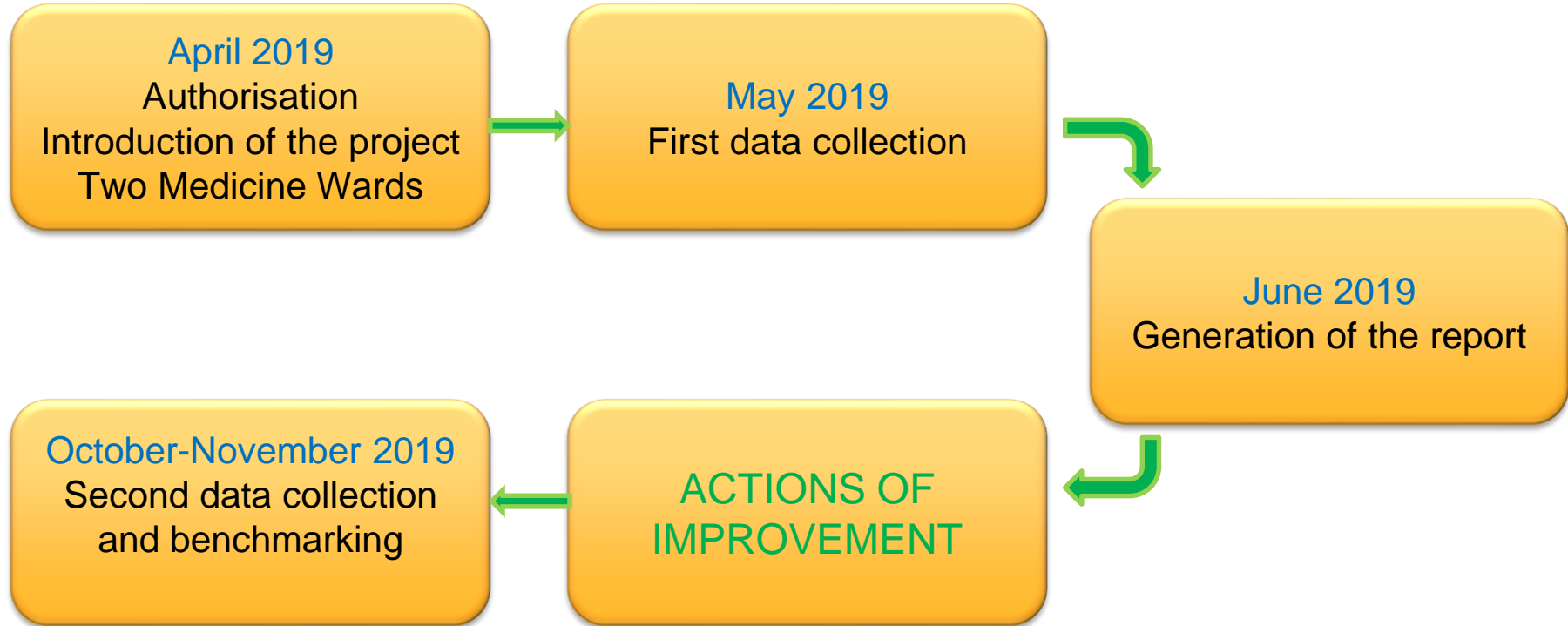
RESPONSE

Signature Solution

- BD Clinical Specialists follow nurses during insertion, care and maintenance and removal of PIVC
- Never interfere with clinical practice
- App on Tablet, best practice translated into questions

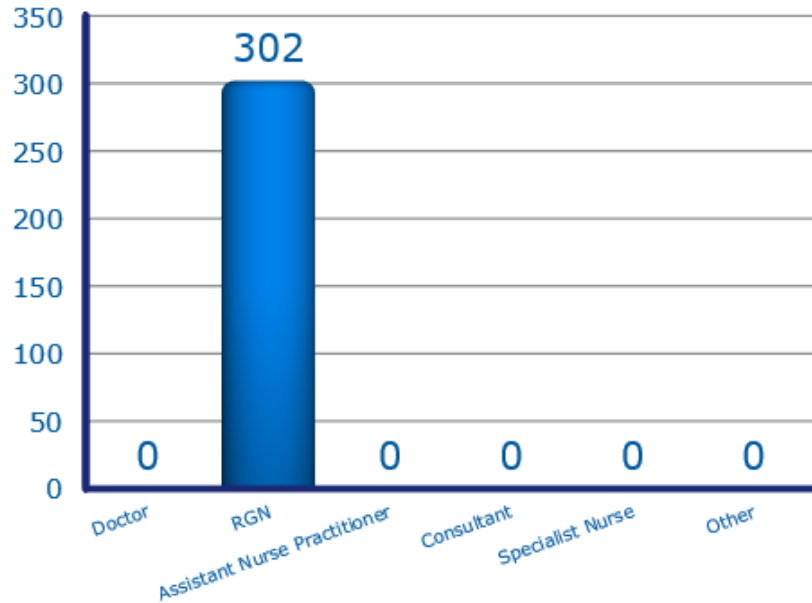
Inserimento			Cura e gestione			Rimozione			+		
Preparazione			Lato paziente			Post-procedura					
È stata spiegata la procedura al paziente?						Sì		No		Not obs.	
Il laccio emostatico è stato applicato correttamente?						Sì		No		Not obs.	
Sono state fornite tutte le informazioni necessarie al paziente?						Sì		No		Not obs.	
È stata effettuata la corretta disinfezione cutanea?						Sì		No		Not obs.	
Il calibro della cannula era appropriato?						Sì		No		Not obs.	
Il sito era appropriato per il trattamento richiesto?						Sì		No		Not obs.	
Quanti tentativi di inserimento sono stati necessari per cannulare con successo?						Si prega di specificare					
Sono state adottate le misure necessarie, in caso di più di due tentativi?						Sì		No		Not obs.	
Il sangue è stato contenuto all'interno di un sistema chiuso/prolunghe/accessori cioè senza perdite?						Sì		No		Not obs.	

Signature Solution at Policlinico Hospital of Milan

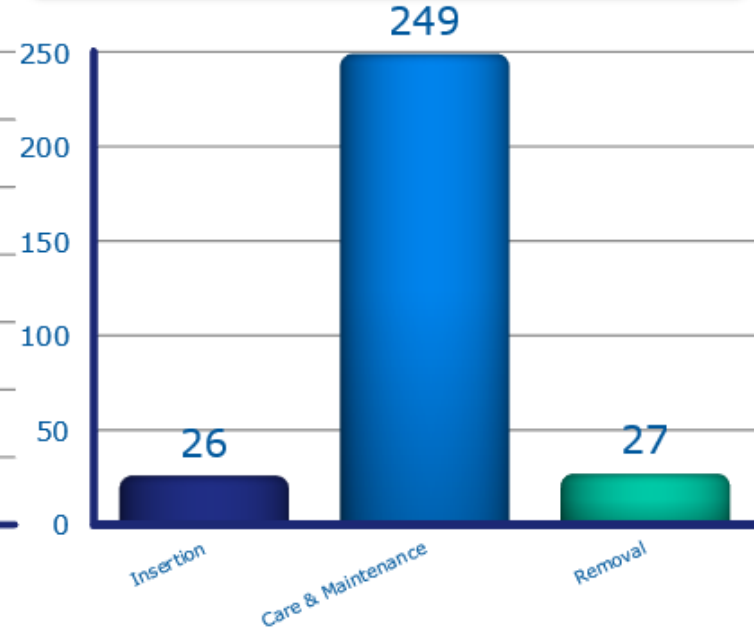


Results of the first survey (1)

Clinical Professions Observed

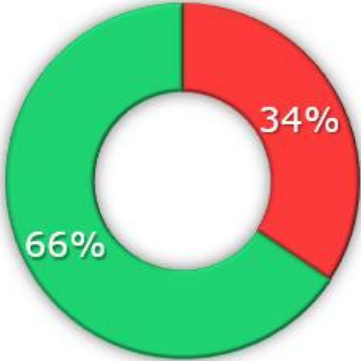


Cannulations Observed

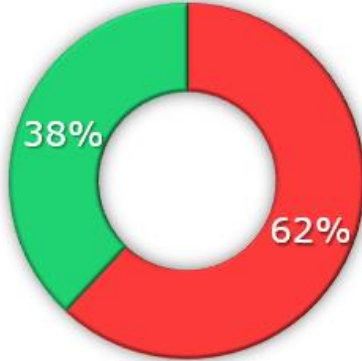


Results of the first survey (2)

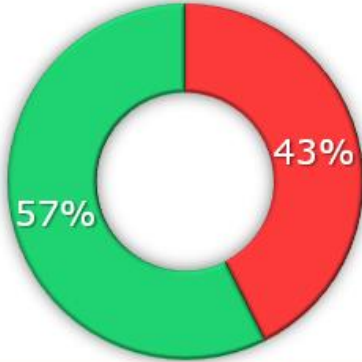
IV Complications



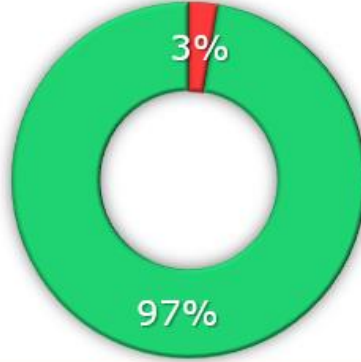
Medication Delivery Error Reduction



Infection Prevention



Health Care Worker Safety



■ 27% (74 obs.) ■ 73% (197 obs.)

When flushing, was push pause technique used?



■ 37% (92 obs.) ■ 63% (156 obs.)

Was a sterile flush administered post-drug delivery?



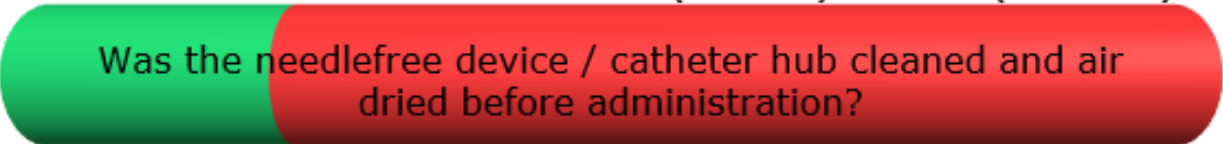
■ 33% (90 obs.) ■ 67% (181 obs.)

Was a safety needle used to draw up?



■ 22% (55 obs.) ■ 78% (193 obs.)

Was the needlefree device / catheter hub cleaned and air dried before administration?



Actions of improvement

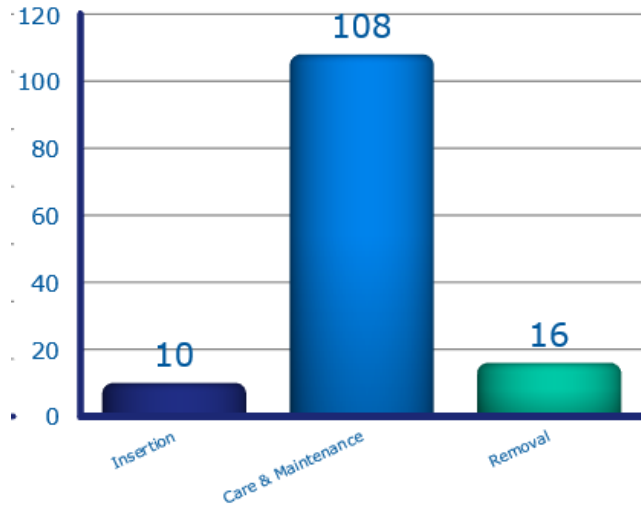
- Reports
- Education by BD
 - 2 events for the Medicine 2 : full immersion methodology
 - 2 events for the Medicine 3: focused education
- Bundle revision
- Changing needs time



Results of the **second** survey (1)

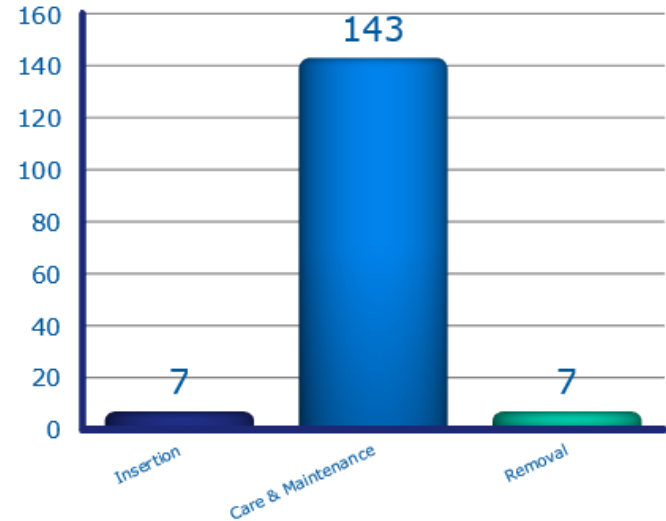
Medicine 2 Unit (9/10)

Cannulations Observed



Medicine 3 Unit (12/14)

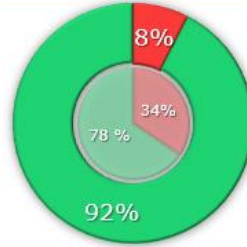
Cannulations Observed



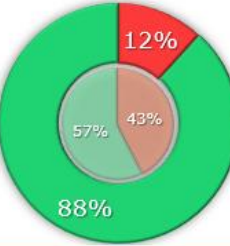
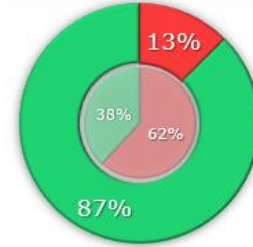
Medicine 2 Unit

- Full immersion methodology training
- Bundle revision (prefilled syringes)

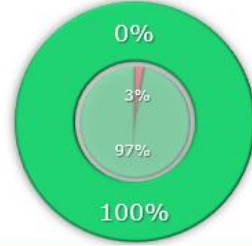
IV Complications



Medication Delivery Error Reduction

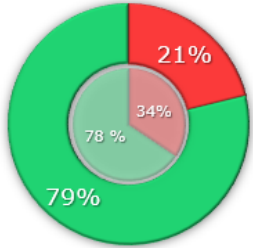


Infection Prevention

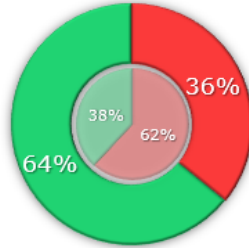


Health Care Worker Safety

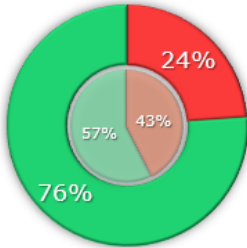
IV Complications



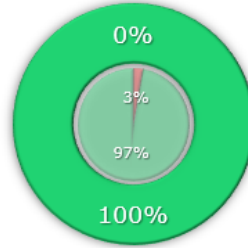
Medication Delivery Error Reduction



Infection Prevention



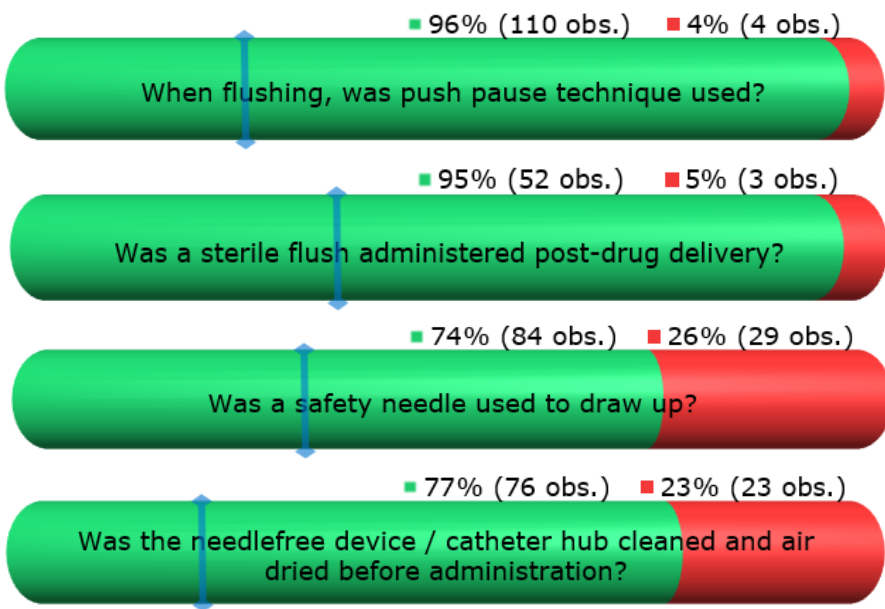
Health Care Worker Safety



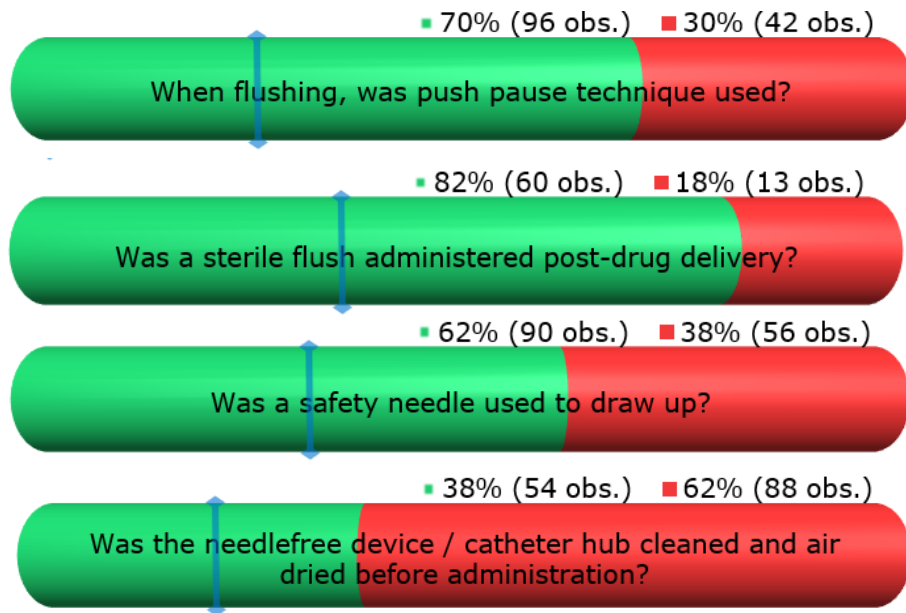
Medicine 3 Unit

- Focused education
- Bundle revision (prefilled syringes)

Medicine 2 Unit



Medicine 3 Unit



DISCUSSION

- How many hospitals know the adherence to guidelines?
- How many facilities are concerned about having the right device for the right patient?
- How many centres evaluate the impact of their education? How?



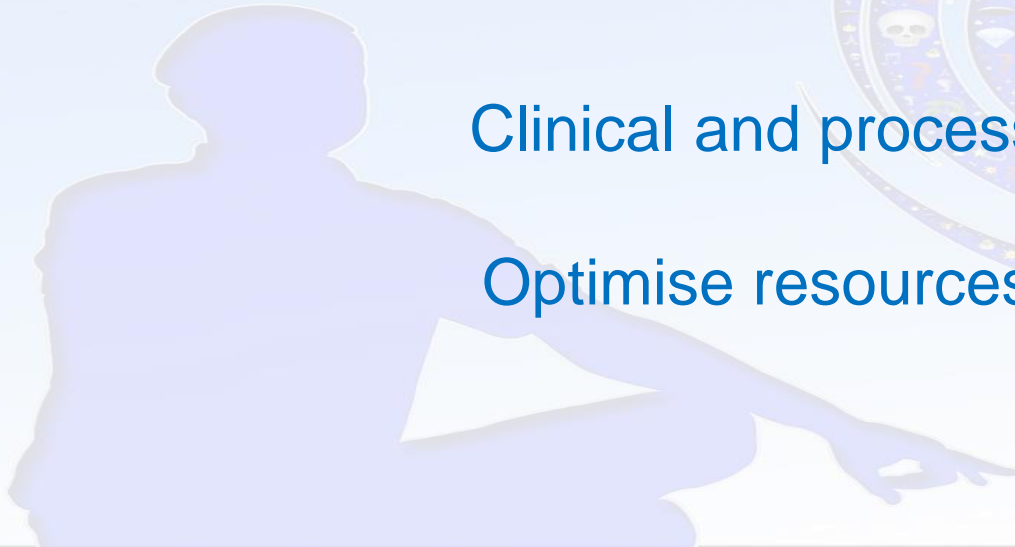
TAKE HOME MESSAGE

Awareness

Evaluate clinical practice

Clinical and process outcomes

Optimise resources and costs





THANK YOU

alessandro.galazzi@policlinico.mi.it

adriano.torri@bd.com