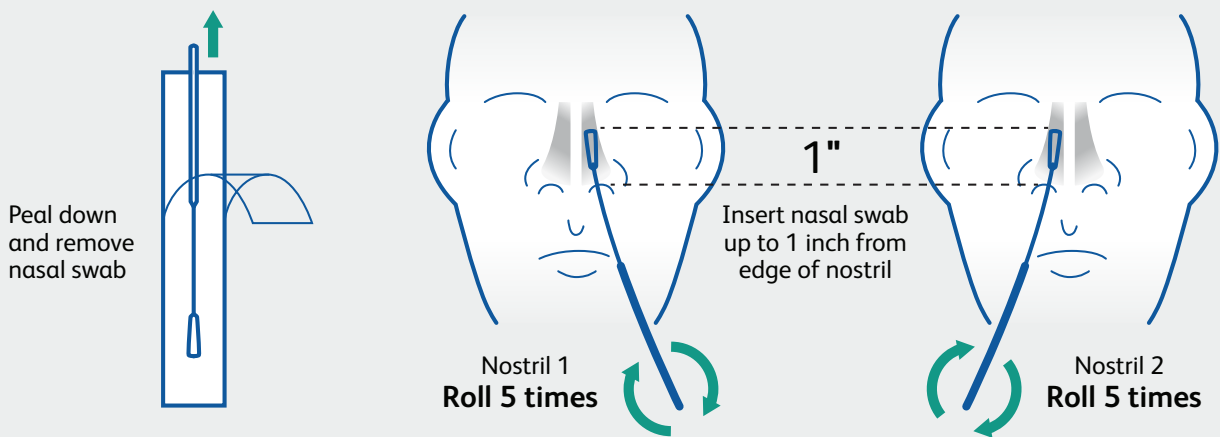


BD Veritor™ Plus System

Rapid SARS-CoV-2 testing

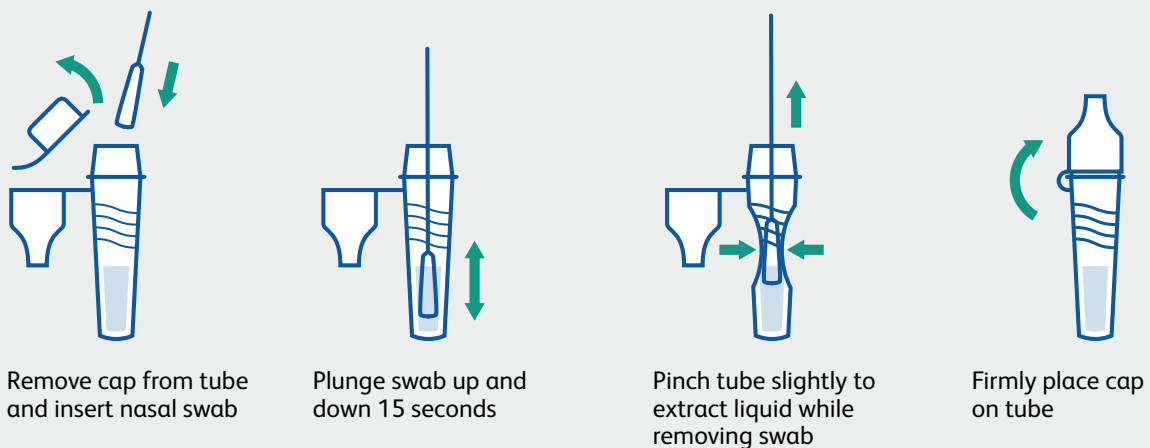
1

Sample collection



2

Sample preparation



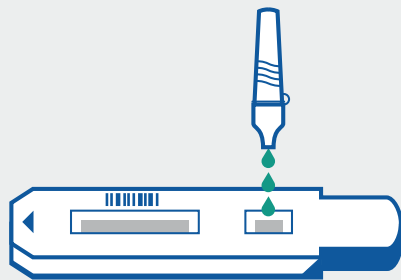
Continued on back



3

Sample testing

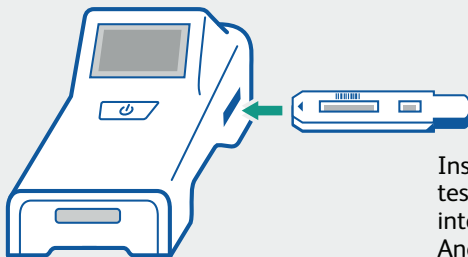
Analyze Now mode



Add 3 drops to the test strip sample well

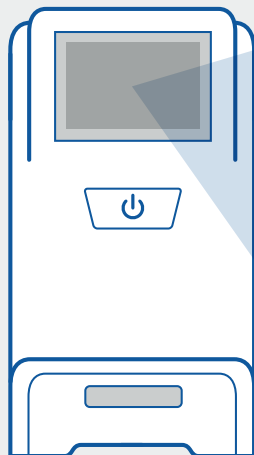


Wait 15 minutes and then press the power button



Insert the test strip into the Analyzer

View results



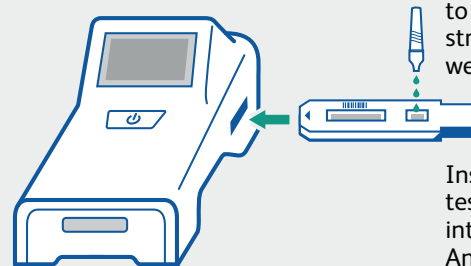
Walk Away mode



Press the power button. When prompted, double click for Walk Away mode.



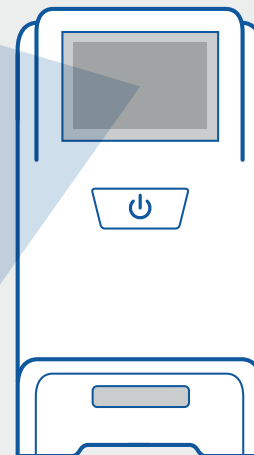
A 3 minute countdown will display



Add 3 drops to the test strip sample well

Insert the test strip into the Analyzer

View results



CoV2 -
(Negative)

or

CoV2 +
(Positive)

or

Invalid

Dos and don'ts of sample collection

- Do collect sample as soon as possible after onset of symptoms.
- Do test sample immediately.
- Use only swabs provided with the kit.
- Refer to: Interim Guidelines for Collecting, Handling and Testing Clinical Specimens from persons for COVID-19 at <https://www.cdc.gov/coronavirus/2019-ncov/lab/guidelines-clinical-specimens.html>